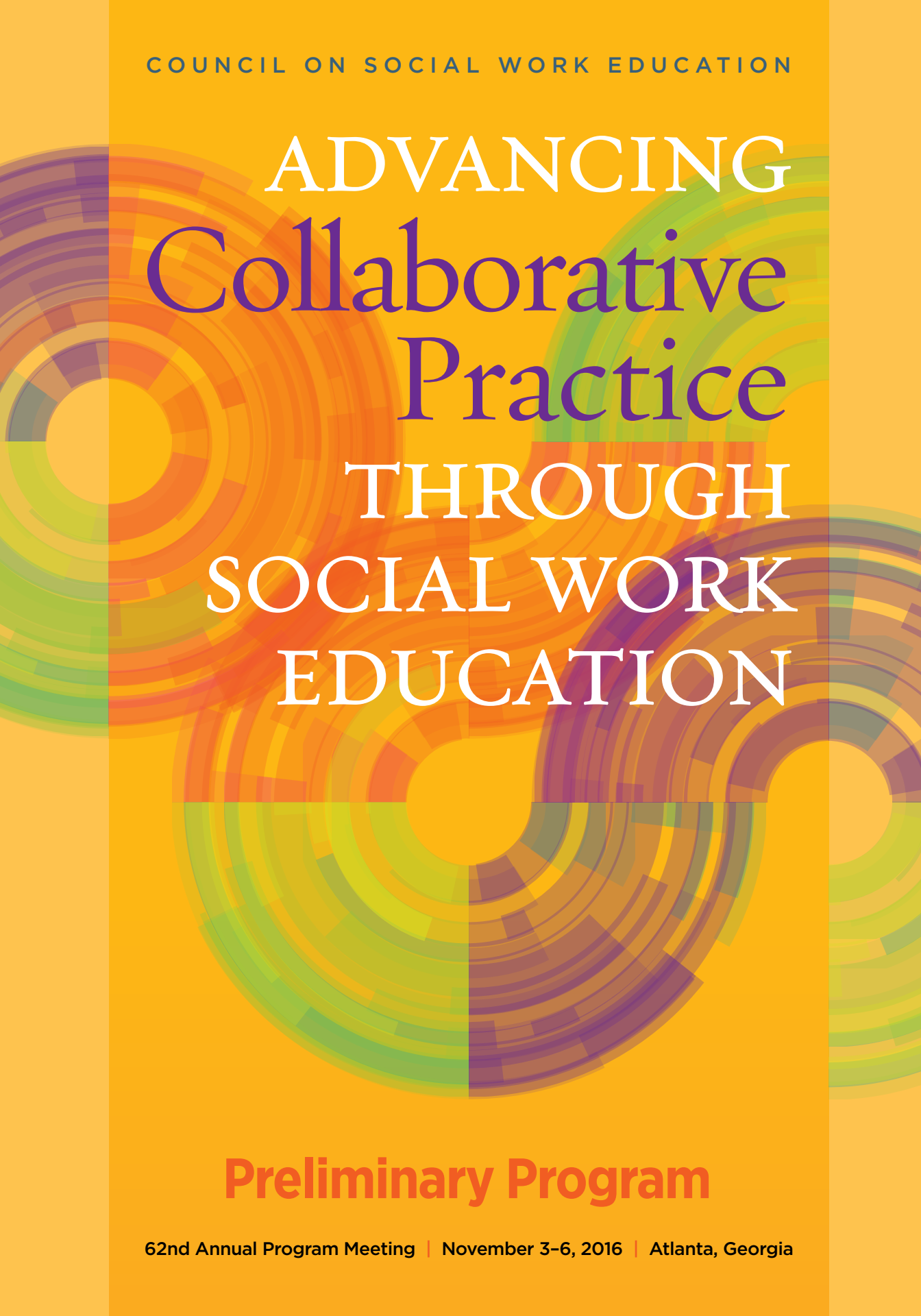


COUNCIL ON SOCIAL WORK EDUCATION



ADVANCING  
Collaborative  
Practice  
THROUGH  
SOCIAL WORK  
EDUCATION

**Preliminary Program**

62nd Annual Program Meeting | November 3-6, 2016 | Atlanta, Georgia



HILLMAN HALL

## A Place to Make an Impact

The Brown School offers a top-ranked Master of Social Work program that empowers our students and alumni to make significant positive change around the world.

With new leadership in 2016, the Brown School will continue to grow our legacy of influence and innovation.

**Join us at our reception in November.**

---

**To learn more about our MSW, MPH, PhD,  
and joint-degree programs, contact us at:**

**Brown School Office of Admissions & Recruitment**

314.935.6676 | [mws@wustl.edu](mailto:mw@wustl.edu)

[mws.wustl.edu](http://mws.wustl.edu)

# CONTENTS

|   |    |
|---|----|
| Welcome from the Chair of the Council<br>on Conferences and Faculty Development . . . . . | 3  |
| 2016 Annual Program Meeting Leadership . . . . .  | 5  |
| 2016 APM Preliminary Schedule . . . . .   | 7  |
| Continuing Education Credits . . . . .  | 9  |
| Hot Topic Sessions . . . . .  | 11 |

## Workshops

|   |    |
|---|----|
| Preconference Workshops . . . . .                 | 15 |
| Faculty Development Institutes . . . . .          | 15 |
| Field Directors' Development Institutes . . . . . | 15 |
| Leadership Development Institutes . . . . .       | 15 |

## Plenary Speakers

|  |    |
|--|----|
| Keynote Speaker, Opening Session . . . . . | 19 |
| Hokenstad International Lecture . . . . .  | 19 |
| Carl A. Scott Memorial Lecture . . . . .   | 19 |

## Awards

|  |    |
|--|----|
| Significant Lifetime Achievement in<br>Social Work Education Award . . . . .         | 21 |
| Distinguished Recent Contributions to<br>Social Work Education Award . . . . .       | 21 |
| CRECD Award . . . . .  | 22 |
| Disability Manuscript Award . . . . .  | 22 |
| Feminist Scholarship Awards . . . . .  | 22 |
| <i>JSWE</i> Awards for Best Reviewers<br>and Best Articles . . . . .                 | 22 |
| Partners in Advancing International<br>Education Awards . . . . .                    | 22 |
| SAGE/CSWE Award for Innovative Teaching<br>in Social Work Education . . . . .        | 23 |
| Sexual Orientation and Gender Identity<br>and Expression Scholarship Award . . . . . | 23 |

## Special Events

|   |    |
|---|----|
| APM Awards Luncheon: Honoring Our Own . . . . . | 25 |
| CSWE Assessment Academy . . . . .               | 25 |
| CSWE Leadership Networking Reception . . . . .  | 25 |
| CSWE Membership Meeting . . . . .               | 25 |
| Doctoral Student Connection . . . . .           | 25 |
| Newcomer Orientation . . . . .                  | 26 |
| Women's Council Networking Breakfast . . . . .  | 26 |

## General Information

|   |    |
|---|----|
| Accreditation Services . . . . .                                | 27 |
| Child Care . . . . .  | 27 |
| CSWE Press Bookstore . . . . .                                  | 27 |
| Exhibit Hall . . . . .  | 27 |
| Registration Desk Location . . . . .                            | 27 |
| Accreditation Services Group<br>Consultation Schedule . . . . . | 27 |
| Registration Desk Hours . . . . .                               | 28 |
| Special Meetings and Receptions . . . . .                       | 28 |
| Special Needs . . . . .   | 28 |

## Hotel and Transportation Information

|   |    |
|---|----|
| Guest Room Reservations . . . . .       | 29 |
| Hotel Rates and Deadline . . . . .      | 29 |
| Air Travel . . . . .                    | 29 |
| Regional Rail and Bus Systems . . . . . | 29 |

## Registration

|  |    |
|--|----|
| Registration Form Instructions . . . . . | 30 |
| Registration Form . . . . .              | 33 |

# BC SOCIAL WORK



## THE GLOBAL PROGRAM

---

FOLLOW THE EXPERIENCES  
OF FOUR SOCIAL WORK STUDENTS  
WHO EMBARKED ON INTERNATIONAL  
FIELD EDUCATION PLACEMENTS IN  
LATIN AMERICA, EUROPE, AND AFRICA.

[BCSOCIALWORKBLOG.COM](http://BCSOCIALWORKBLOG.COM)

BOSTON COLLEGE SCHOOL OF SOCIAL WORK  
WHERE TRANSFORMATION HAPPENS

# GREETINGS

## FROM THE CHAIR OF THE COUNCIL ON CONFERENCES AND FACULTY DEVELOPMENT



**Maureen Rubin**

*Chair, Council on Conferences  
and Faculty Development*

For the next CSWE Annual Program Meeting (APM), we head to Atlanta, GA—the birthplace of civil rights leader Martin Luther King Jr. It is fitting to reflect on Dr. King’s example of nonviolent activism as approximately 3,000 social work educators, administrators, practitioners, students, and advocates come together with allied professionals for the 62nd APM on November 3–6, 2016. Our theme for 2016 is Advancing Collaborative Practice Through Social Work Education, bringing to mind the many partners in our work: colleagues on campus, in the community, at the state level, across the country, and around the world. Social work professionals work side-by-side with counterparts in fields such as government, law, health, and other helping professions, seeking to improve the well-being of individuals, families, and communities in their context.

The conference theme was selected to reflect the importance of collaborative practice across different contexts to the preparation of future social work professionals. Throughout its history social work has embraced an interdisciplinary philosophy in which collaborative practice is the bedrock of professional education and the very core of social work practice in micro, mezzo, and macro systems. This year’s APM will focus on collaborative practice in the micro-macro continuum, showcase evidence-based outcomes and lessons learned, and provide a venue for scholarly dialogue and productive networking.

The conference will feature scholarship in social work education through several presentation formats. These include the preconference Faculty Development Institutes, Field Directors’ Development Institutes, and Leadership Development Institutes that provide opportunities to develop new skills, broaden understanding, and learn from inspiring educators. The conference program will include paper presentations, interactive workshops, interactive poster sessions, and panels in 40 content tracks. Networking opportunities with social work colleagues and invited experts continue to be an APM highlight. There will be small-group meetings with the CSWE Office of Accreditation staff, a wide range of Hot Topics, and CSWE Connect Sessions featuring CSWE commissions and councils. Attendees will also enjoy the Carl A. Scott Memorial Lecture and the Hokenstad International Lecture presentations for their stimulating perspectives. Finally, the APM continues to celebrate distinguished contributions to the social work profession with initiatives such as the SAGE/CSWE Award for Innovative Teaching in Social Work Education and the CSWE professional recognition awards.

***Please join us in Atlanta for the 62nd APM!***



THE UNIVERSITY OF  
**TENNESSEE**  
KNOXVILLE

COLLEGE OF SOCIAL WORK

# 2 Paths to Make a Difference!

## PhD

- Leading-edge curriculum
- Nationally competitive fellowship packages
- Preparation for faculty & research positions across the nation and world
- Collaboration with two world-class research centers
- Full-time and part-time options

### New Name for Center

The Center for Behavioral Health Research, formerly known as the Children's Mental Health Services Research Center, is a premiere research center in the nation. Our doctoral students are fortunate to be able to access the faculty, staff, and knowledge-base of the Center.

## DSW

- 3-year online program
- 2 classes per semester
- 1 week each summer on the UT Campus



[www.csw.utk.edu](http://www.csw.utk.edu)

# 2016 ANNUAL PROGRAM MEETING LEADERSHIP

## Council on Conferences and Faculty Development

### CHAIR

**Maureen Rubin**

*University of Nevada, Reno*

**Jim Akin**

*National Association of Social  
Workers Florida Chapter*

**Jennifer June Anderson**

*University of Wisconsin  
Whitewater*

**Karen A. Gray**

*University of Oklahoma*

**Cathleen A. Lewandowski**

*Cleveland State University*

**Lloyd L. Lyter**

*Marywood University*

**Audrey M. Shillington**

*Colorado State University*

**Kathi R. Trawver**

*University of Alaska  
Anchorage*

**Elizabeth H. Voshel**

*University of Michigan*

**June Wiley**

*University of Southern California*

**James Herbert Williams**

*University of Denver*

**LaTamera Woodley**

*State of Tennessee,  
Department of Human  
Services*





# Learning Academy

Launched in Fall 2015, the CSWE Learning Academy provides online learning opportunities and trainings on a variety of pressing topics related to social work education and practice. The online platforms lets you learn at your own pace from the convenience of your computer. Visit [learningacademy.cswe.org](http://learningacademy.cswe.org) to see which offerings are right for you, and check back often as new offerings are added throughout the year!

## **AVAILABLE NOW:**

- Collaborative Practice in Healthcare
- 2015 EPAS Reaffirmation Training
- Teaching for Social Justice Series
- Recovery to Practice Series (free CEs available!)
- Affordable Care Act in Social Work Series

## **COMING SOON:**

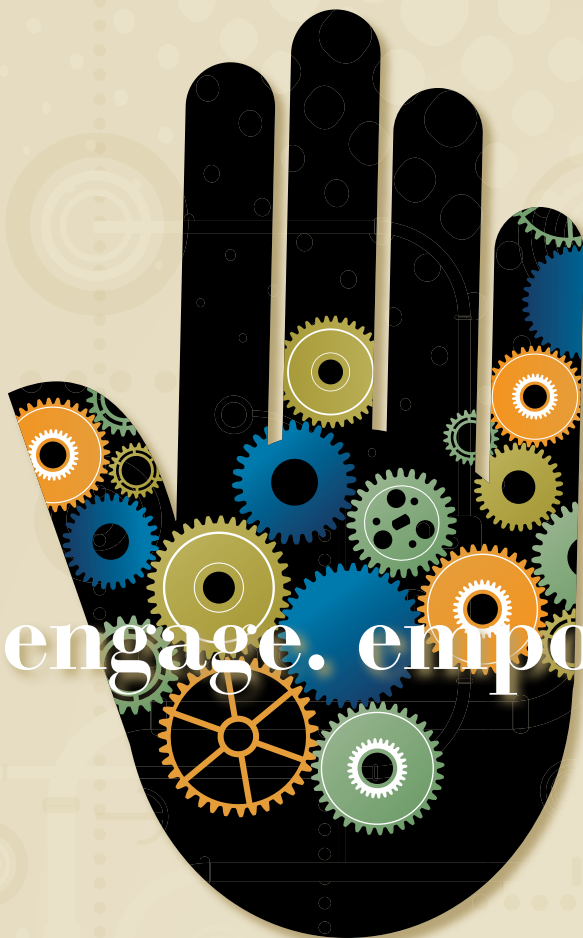
- Screening, Brief Intervention and Referral to Treatment (SBIRT) in Social Work Curriculum
- Shared-Decision Making in Criminal Justice Settings
- Policy Skills for Social Workers Online Certificate Program
- Homelessness in Social Work
- 2015 EPAS Site Visitor Training
- New Field Director Training

Learn more at [learningacademy.cswe.org](http://learningacademy.cswe.org)



# 2016 APM PRELIMINARY SCHEDULE

| THURSDAY,<br>NOVEMBER 3  | FRIDAY,<br>NOVEMBER 4   | SATURDAY,<br>NOVEMBER 5  | SUNDAY,<br>NOVEMBER 6   |
|--|---|--|---|
| <b>REGISTRATION</b><br>7:30 am–9:00 pm   | <b>REGISTRATION</b><br>7:00 am–5:00 pm                        | <b>REGISTRATION</b><br>7:00 am–5:00 pm                             | <b>REGISTRATION</b><br>7:00 am–2:00 pm                          |
| <b>CSWE BOOKSTORE</b><br>7:30 pm–9:30 pm   | <b>CSWE BOOKSTORE</b><br>8:30 am–5:00 pm                      | <b>CSWE BOOKSTORE</b><br>8:30 am–5:00 pm                           | <b>CSWE BOOKSTORE</b><br>8:00 am–12:00 pm                       |
| <b>EXHIBIT HALL</b><br>8:00 pm–9:30 pm   | <b>EXHIBIT HALL</b><br>9:00 am–5:00 pm                        | <b>EXHIBIT HALL</b><br>9:00 am–5:00 pm                             | <b>EXHIBIT HALL</b><br>8:00 am–12:00 pm                         |
| 8:00 am–9:00 am<br>Joint Council Meeting<br>(All 11 councils by invitation)                    | 7:00 am–8:00 am<br>Doctoral Student<br>Connection Breakfast   | 7:00 am–8:45 am<br>Women’s Council<br>Breakfast                    | 7:30 am–8:30 am<br><b>Education Session 11</b>                  |
| 9:00 am–10:30 am<br>Accreditation Group Consultation:<br><b>Anna R. Holster</b>                | 8:00 am–9:00 am<br>Track Chair<br>Kick-off Meeting            | 7:30 am–8:30 am<br><b>Education Session 6</b>                      | 8:45 am–9:45 am<br><b>Education Session 12</b>                  |
| 9:00 am–12:00 pm<br>• Preconference Workshops<br>• Individual Council Meetings (by invitation) | 7:30 am–8:30 am<br><b>Education Session 1</b>                 | 9:00 am–10:15 am<br><b>Hokenstad<br/>International<br/>Lecture</b> | 10:00 am–11:00 am<br><b>Education Session 13</b>                |
| 10:45 am–12:15 pm<br>Accreditation Group Consultation:<br><b>Megan Fujita</b>                  | 9:00 am–10:15 am<br><b>Carl A. Scott<br/>Memorial Lecture</b> | 10:30 am–11:30 am<br><b>Education Session 7</b>                    | 11:30 am–1:00 pm<br>APM Awards<br>Luncheon; Honoring<br>Our Own |
| 12:00 pm–1:30 pm<br>Lunch Break  | 10:30 am–11:30 am<br><b>Education Session 2</b>               | 11:30 am–12:30 pm<br>Lunch Break                                   | CSWE/SAGE 2016<br>Award Presentation                            |
| 1:00 pm–2:00 pm<br>Joint Commission Meeting<br>(All six commissions by invitation)             | 11:30 am–12:30 pm<br>Lunch Break                              | 12:45 pm–1:45 pm<br><b>Education Session 8</b>                     | 1:15 pm–4:00 pm<br>CSWE Assessment<br>Academy                   |
| 1:30 pm–3:00 pm<br>Accreditation Group Consultation:<br><b>Mary Deffley Kurfess</b>            | 12:45 pm–1:45 pm<br><b>Education Session 3</b>                | 2:00 pm–3:00 pm<br><b>Education Session 9</b>                      |   |
| 2:00 pm–5:00 pm<br>Preconference Workshops   | 2:00 pm–3:00 pm<br><b>Education Session 4</b>                 | 3:15 pm–4:15 pm<br><b>Education Session 10</b>                     |   |
| 2:00 pm–5:00 pm<br>Individual Commission Meetings<br>(by invitation)                           | 3:15 pm–4:15 pm<br><b>Education Session 5</b>                 | 6:30 pm–9:00 pm<br>External Function<br>Events                     |   |
| 3:15 pm–4:45 pm<br>Accreditation Group Consultation:<br><b>Yeimarie Lopez</b>                  | 5:15 pm–6:15 pm<br>CSWE Membership<br>Meeting                 |  |   |
| 5:00 pm–6:00 pm<br>CSWE Leadership Networking Reception  | 6:30 pm–9:00 pm<br>External Function<br>Events                |  |   |
| 6:30 pm–8:00 pm<br>Opening Plenary Session With Keynote Speaker                                |   |  |   |
| 8:00 pm–9:30 pm<br>Opening Reception   |   |  |   |



engage. empower. enlighten.

**We are a school of activists.**

We look at social conditions and effect change.  
We experience racism and demand dialogue.  
We see poverty and impact policy.

**We are a school of dreamers.**

We embrace challenge and believe  
in human potential.  
We find dilemmas and visualize solutions.  
We plumb the depths and imagine a  
better world.

**We are a school of scholars.**

We engage, empower, and enlighten.  
We research, theorize, and test.  
We instruct, learn, and share knowledge  
with the world.

**We are a school of leaders.**

And our voices rise on the strength of nearly  
a century of seminal work in community  
organization, child welfare, poverty, and  
public health, leading the way to social change.



University of  
Pittsburgh

*School of Social Work*

[www.socialwork.pitt.edu](http://www.socialwork.pitt.edu)

# CONTINUING EDUCATION CREDITS

*The Council on Social Work Education (CSWE), provider # 1163, is approved as a provider for social work continuing education by the Association of Social Work Boards (ASWB) ([www.aswb.org](http://www.aswb.org)) through the Approved Continuing Education (ACE) Program. CSWE maintains responsibility for the program.*

As an ACE provider, CSWE offers continuing education (CE) credits on five educational session formats. Each session must meet strict standards to be approved for CE credits.



The shortest time interval eligible for the ASWB ACE program is 1 hour, with clearly defined and outlined learning objectives, ending with an evaluative measure. CSWE's status as an ACE provider is contingent on adhering to the standards and requirements of the ASWB. The following five educational session formats meet the ASWB's ACE standards for CE eligibility.

## **NOVEMBER 3 CE-ELIGIBLE PRECONFERENCE WORKSHOPS**

- Faculty Development Institute (3.0 CE credits)
- Field Directors' Development Institute (3.0 CE credits)
- Leadership Development Institute (3.0 CE credits)

## **NOVEMBER 4-6 CE-ELIGIBLE EDUCATIONAL SESSION FORMATS**

- Interactive Workshop (1.0 CE credit)
- Panel (1.0 CE credits)

## **CREDIT IS AWARDED AT 1.0 CE CREDIT PER 60-MINUTE SESSION (50 MINUTES OF UNINTERRUPTED INSTRUCTION).**

Please note that although ACE provider CE credits are accepted by most U.S. state licensing boards, the final authority for approving any continuing education activity rests with the social work board of the state where you are licensed. Even those states that accept ACE approval may have exceptions in terms of the courses they accept.

## **Processing Fee**

An additional fee of \$65 is assessed for CE credit processing. This fee covers collecting and organizing session data, registering and tracking participants, and administering certificates after the APM. Without the CE Passport documentation, your state may not acknowledge your CE credits earned at the APM.

## **Attendance Tracking**

Attendance is tracked at the beginning and end of each session. To receive proof of attendance, CE participants must scan the earth-friendly bar code (located on each name badge) as they enter and exit CE session rooms. Participant data is stored and used later with the evaluation forms to tabulate CE credits earned and to create the CE certificate. Participants must arrive at the sessions on time and complete the required session evaluation forms, or they will not be eligible for CE credit. CSWE cannot provide verification of attendance after the conference is over.

## **Certificate Issuance**

Those planning to earn CE credits at the APM may download the session evaluation forms from the APM website and complete them after attending a CE eligible session. CE registrants will receive the link to these forms 2 weeks prior to the meeting. Completed CE session evaluation forms can be e-mailed to [apm@cswe.org](mailto:apm@cswe.org) or mailed to Council on Social Work Education, 1701 Duke Street, Suite 200, Alexandria, VA 22314. CE certificates will be transmitted electronically within 30 days of the APM.



FLORIDA STATE UNIVERSITY  
COLLEGE OF SOCIAL WORK



Join us Friday for a  
**Reception &  
Southern Hospitality**

At **Pitty Pat's Porch**, Friday, November 4, 2016 6:00-8:00 pm  
(25 Andrew Young International Blvd NW, Atlanta, GA)

**HOME TO THESE INSTITUTES AND JOURNALS:**

Florida Institute for Child Welfare, Institute for Family  
Violence Studies, Trinity Institute for Addictions,  
*Research on Social Work Practice*, and  
*Child and Adolescent Social Work Journal*

**The FSU College of Social Work** started the first online  
MSW program in the country, and we now offer accredited  
traditional and advanced MSW programs online.

- **BSW**
- **MSW**
  - Part-time and Full-time Programs
  - Joint Degrees
    - *MSW/JD*
    - *MSW/MBA*
    - *MSW/MPA*
    - *MSW/MS Criminology & Criminal Justice*
- Clinical and Social Policy & Administration Tracks
- **Ph.D.**
- **International Programs**
- **Certificates**
  - Child Welfare Practice
  - Gerontology/Aging Studies
  - Leadership in Executive & Administrative Development in Social Work

**CONNECT WITH US**

-  [csw.fsu.edu](http://csw.fsu.edu)
-  [/fsu.csw](https://www.facebook.com/fsu.csw)
-  [@fsu\\_socialwork](https://twitter.com/fsu_socialwork)
-  [@FSU\\_CSW](https://www.instagram.com/FSU_CSW)
-  [FSU Social Work](https://www.youtube.com/FSU_Social_Work)
-  [Florida State University College of Social Work](https://www.linkedin.com/company/florida-state-university-college-of-social-work)

**Change a life.  
Start with yours.**

# HOT TOPIC SESSIONS

## **FOCUS: CSWE Summit on Field Education 2014**

### **ETHICAL PRINCIPLES FOR PLACING STUDENTS IN FIELD EDUCATION INTERNSHIPS: BUILDING NATIONAL COLLABORATION**

Field education is arguably the most fundamental and overt way that the professional values of social work are transmitted to students, providing evidence of signature pedagogy. The presenters will critique the current implementation of field education and the degree of alignment of these processes with social work values and ethical standards.

### **PREPARING STUDENTS FOR EXCELLENCE IN ETHICS**

Using the NASW Code of Ethics and results from field education evaluations, attendees will develop an understanding of the role played by those employed in field education in the cultivation of emerging social workers' ability to successfully engage in social work field education. Implications for social work practice will be discussed.

### **THE 2015 COFE STATE OF FIELD EDUCATION SURVEY: FINDINGS AND IMPLICATIONS**

Field education functions have increased in complexity due to changes in the practice environment and the diversity of students' learning needs. This presentation will explore findings and implications of the national 2015 CSWE Council on Field Education State of Field Education Survey, which focused on administrative models, staffing, and resources for field education functions.

## **FOCUS: Evidence-Based Practice**

### **ENSURING COMPETENCE IN DELIVERING EVIDENCE-BASED INTERVENTIONS: A SOCIAL WORK IMPERATIVE**

This session will highlight critical aspects of a report by the National Academies of Sciences' Health and Medicine Division on psychosocial interventions, which contains implications for shaping social work practice, training, education, and science. Presenters will include task force representatives from social work organizations who are formulating a proactive strategy for social work to lead this effort.

## **FOCUS: Faculty**

### **MEASURING FACULTY IMPACT IN SOCIAL WORK PROGRAMS**

In recent years higher education has begun to consider how to measure its impact on the scholarly community as well as the broader community. This session will expand the conversation, discussing ways in which the effect of social work faculty members can be captured and measured in its broadest scope.

## **FOCUS: Grand Challenges for Social Work**

### **BUILDING ENVIRONMENTAL JUSTICE COMPETENCIES THROUGH THE IMPLICIT AND EXPLICIT SOCIAL WORK CURRICULA**

The addition of environmental justice as a core competency allows social work educators to transform their curricula by incorporating the ecological environment. However, their ability to do this well may be limited. This session will help build the capabilities of social work educators for infusing environmental justice content into curricula.

### **COLLABORATIVE PRACTICE FOR SUSTAINABLE DEVELOPMENT INCLUSION IN EVIDENCE-BASED SOCIAL WORK EDUCATION**

For survival, humans depend on Earth ecosystems. Over the past 50 years ecosystems have experienced the extensive effects of human mismanagement. Social work education must integrate the severity of these issues into curricula, because they perpetuate and aggravate social injustice and affect clients, policies, and interventions.

### **CRISIS MANAGEMENT-FOCUSED SCHOOL SOCIAL DEVELOPMENT: A SOCIAL WORK GRAND CHALLENGE IMPLEMENTATION**

Disaster preparedness can improve community resilience and enhance social development in the face of disasters. This presentation will highlight one higher education institution's partnership with the Philippine Department of Education in implementing the tiered-approach model for disaster preparedness, derived from the recently

# Our BSW, MSW, Dual Degree and PhD Programs Prepare You Well for the Social Work Career You Envision



Highly-ranked and innovative, we strive to produce outstanding social workers, researchers, and future faculty members whose practices advance the well-being of all the people and communities they serve.

With seven specializations to choose from, international learning opportunities, and dual-degree programs in law, business, public health and Jewish studies, our students have broad options and leave here well prepared to achieve their career goals.

Learn more about us and see for yourself how the University of Maryland School of Social Work can make a difference for you.

[ssw.umaryland.edu](http://ssw.umaryland.edu)



## Hot Topic Sessions (continued)

announced Grand Challenge for Social Work to create social responses to a changing environment.

### **EXPANDING THE POOL OF LATINA/LATINO-FOCUSED SOCIAL WORKERS**

This session will present innovative new programs that aim to increase the number of social workers prepared to work with Latina/Latino clients. The presenters will discuss five programs that provide social work students with knowledge and experiential learning in Latina/Latino contexts inside and outside of the classroom.

### **FINANCIAL SOCIAL WORK: ADVANCING FINANCIAL CAPABILITY AT MICRO, MEZZO, AND MACRO LEVELS**

This session will introduce a psychosocial financial capability model built on core values and principles in social work. It incorporates an ongoing financial education, motivation, and support process that enables social workers to empower clients either collaboratively on the macro/mezzo levels or directly via financial therapy.

### **GLOBALIZING THE GRAND CHALLENGES: PUTTING U.S. SOCIAL WORK IN A GLOBAL CONTEXT**

This session will facilitate a critical analysis of the Grand Challenges from a global perspective. Attendees will examine the challenges through an international lens, interrogate their U.S.-centric nature, and draft a proposal for a Global Grand Challenge. Tools that can integrate a global analysis into teaching and scholarship will be discussed.

### **HUMAN RIGHTS AND THE GRAND CHALLENGES: RIGHTS-BASED APPROACHES TO SOCIAL WORK PRIORITIES**

The Grand Challenges for Social Work represent an unprecedented attempt to focus the profession and an opportunity to apply human rights-based approaches to social work. Presenters will demonstrate how rights-based approaches can facilitate the Grand Challenges promotion of individual and family well-being, a stronger social fabric, and a just society.

### **NONBINARY GENDER IDENTITY ACROSS THE LIFE COURSE: EDUCATING FOR A JUST PRACTICE**

This session will draw from case studies, professional experience, and research to describe and discuss nonbinary gender identity as it is experienced across

the lifespan. Panelists will share implications for social work education and best professional practices that foster equity and social justice for people with nonbinary gender identities.

### **TWO GRAND CHALLENGES: BUILDING ECONOMIC SECURITY AND FINANCIAL INCLUSION**

This session will propose that social work renew its historical mandate and take up the challenge of creating a fair, progressive, and powerful new social contract that tackles extreme inequality. Combining two Grand Challenges, this agenda would reduce income and wealth inequality, as well as facilitate financial inclusion and capability in all households.

### **“UNITED WE STAND, DIVIDED WE FALL”: BRIDGING THE MICRO-MACRO DIVIDE**

This session will engage attendees in a lively discussion about the micro-macro divide in social work. Proposing that social work has been most influential when it operates at the interface between micro and macro, the presenters will suggest ways to bridge the divide and invite ideas.

### **FOCUS: Lesbian, Gay, Bisexual, and Transgender Individuals**

#### **RELIGIOUS FREEDOM LAWS: SOCIAL WORK RESPONDS TO DISCRIMINATION AND OPPRESSION**

Religious freedom legislation is sweeping the country. This issue affects LGBT people and leads to broader discussions about discrimination and oppression in general. This session will feature a panel of social work educators and policy advocates from affected states. The discussion will be facilitated by the co-chairs of the CSWE Council on Sexual Orientation and Gender Identity and Expression.

### **FOCUS: Pedagogy**

#### **FLINT WATER CRISIS: A CASE STUDY USED ACROSS THE GENERALIST CURRICULUM**

The Flint Water Crisis has gained recent national attention. This session will explore the political, social, and engineering facts related to the crisis and show how a contemporary issue can be used across a generalist curriculum to involve students through their interest in this emotionally poignant event.



# Manage placements with Sonia

Find out why Sonia is the No.1 student placement software in the world.



**Direct from Australia  
for the CSWE Conference**

**BOOK NOW FOR YOUR  
LIVE DEMONSTRATION**

**Only 88 slots available!**

Email your name, organization  
and preferred time slot to:

[sonia@planetsoftware.com.au](mailto:sonia@planetsoftware.com.au)

**Streamline the process for staff and help  
students stay on top of their placements.**

[www.sonia.com.au](http://www.sonia.com.au)



# Master of Social Work at TCU



**A new degree.  
A new meaning for your life.**

- Advanced Generalist Concentration
- Small Classes
- Scholarships Available

[www.socialwork.tcu.edu](http://www.socialwork.tcu.edu)





# PRECONFERENCE WORKSHOPS

Sign up for preconference workshops and develop or enhance your knowledge and skills in specialized content areas. Experienced social work educators and practitioners serve as teachers who bring fresh perspectives on emerging and core issues in social work education. The preconference workshop options are Faculty Development Institutes (FDIs), Field Directors' Development Institutes (FDDIs), and Leadership Development Institutes (LDIs).

- You may register for one workshop in the morning and one in the afternoon of Thursday, November 3. The member rate for each registration is \$110; the nonmember rate is \$175. These fees are in addition to the APM registration fee.
- Preregistration is required, and workshops fill quickly. Preconference workshop registrations are nontransferable and nonrefundable.
- Continuing education (CE) credits (3.0 hours per preconference workshop) will be offered for those registering for CEs. There is an additional \$65 fee assessed for CE credit processing.
- Attendance will be limited to 35 participants per workshop to best accommodate the workshop presentation format.

## Thursday, November 3, 2016

9:00 am–12:00 pm

### **A** MODELS FOR INTEGRATING FINANCIAL CAPABILITY AND ASSET BUILDING INTO THE CURRICULUM (FDI)

This FDI will discuss five models for integrating financial capability and asset building (FCAB) into the curriculum. The session will provide background on FCAB and introduce curriculum components. It will concentrate mainly on integration model goals, objectives, and links to the 2015 EPAS. Ideas for the integration of FCAB at institutions also will be discussed. Taught by Julie Birkenmaier (Saint Louis University), Margaret Sherraden (University of Missouri-St. Louis), Gena G. McClendon

(Washington University in St. Louis), Liza Barros Lane (University of Houston), and Jenny Jones (Florida Agricultural and Mechanical University).

### **B** IMPLEMENTING INTERPROFESSIONAL EDUCATION: OPTIONS FOR COLLABORATION, EDUCATION, AND EVALUATION (FDI)

Interprofessional education (IPE) has become a priority for schools of social work. This collaborative and experiential FDI will provide an in-depth opportunity to learn about different options for IPE curricular projects and how to plan for and evaluate them. Examples of IPE hands-on activities and tools will be provided. Challenges and opportunities will be discussed. Taught by Annemarie Conlon, Melissa L. Abell, and Shanza Isom of Virginia Commonwealth University.

### **C** PREPARING STUDENTS FOR THE BREADTH OF HUMANITY: DESIGNING SIMULATED CLIENT EXPERIENCES (FDI)

During each academic term, social work students request more frequent opportunities to link theoretical course content with clinical application and evaluative feedback. This FDI will provide faculty members with the foundation for effectively designing simulated client experiences to enhance student learning and clinical performance in the classroom as well as in field placements. Taught by Daphne Brydon and Abigail Eiler of the University of Michigan.

### **D** INTEGRATING SOCIAL WORK AND SPEECH PATHOLOGY: A COLLABORATIVE MODEL OF INTERPROFESSIONAL EDUCATION (FDI)

Based on a collaborative model of instruction, this session will demonstrate a proposed interprofessional education course, including a model assignment with an integrated practice behavior assessment rubric, for students enrolled in one of two professional training programs in social work and speech language pathology. Taught by Jason M. Newell, Jeannie A. Duke, Danielle Rich, and Claire M. Edwards of the University of Montevallo.

Rutgers School of Social Work prepares students to become social work leaders.

#### OUR PROGRAMS

We offer nationally ranked, affordable, flexible programs including evening, weekend and online options.

- MSW offered on campus, online and Intensive Weekend  
Dual degree: MSW/JD, MSW/MDiv
- BASW, Ph.D., DSW
- MSW concentrations: Clinical Social Work and Management and Policy (MAP)
- MSW Certificate Programs: Addiction Counselor Training, Aging, and Violence Against Women and Children

#### ACCLAIMED FACULTY

Students work closely with faculty who are nationally and internally recognized researchers.

#### FIELD EXPERIENCE/COMMUNITY PARTNERSHIPS

We have more than 800 field placements and maintain extensive partnerships with public agencies, nonprofits, foundations and corporations.

#### OUTSTANDING INSTITUTE AND CENTERS

- Institute for Families
- Center for Gambling Studies
- Center for International Social Work
- Center for Leadership and Management
- Center on Violence Against Women and Children (VAWC)
- Huamin Research Center

AT THE RUTGERS SCHOOL OF SOCIAL WORK,  
WE ARE PARTNERING FOR CHANGE.

To explore all that Rutgers School of Social Work has to offer, request information at [Socialwork.rutgers.edu](http://Socialwork.rutgers.edu).

Visit us on Facebook at [RutgersSSW](https://www.facebook.com/RutgersSSW) and [Twitter](https://www.facebook.com/RutgersSSW) at [@RutgersSSW](https://twitter.com/RutgersSSW). 848-932-7520

**RUTGERS**  
School of Social Work

RUTGERS, THE STATE UNIVERSITY OF NEW JERSEY

### **I** USING DECISION CASES TO DEVELOP CRITICAL THINKING IN FIELD INSTRUCTORS (FDDI)

This FDDI will introduce the use of decision cases—written accounts of complex, ill-structured field placement scenarios—as a means to foster the critical thinking skills of field instructors. Through use of decision cases, field instructors have opportunity to solve dilemmas involving such areas as supervision methods, authority, boundaries, learning goals, expectations, and assessment. Taught by Terry Wolfer (University of South Carolina).

### **J** DYNAMIC FIELD SEMINARS THAT PROMOTE HOLISTIC COMPETENCE: AN INSTRUCTIONAL WORKSHOP (FDI)

Although field seminars might seem simple to lead, they require complex facilitation skills to ensure that student learning is practice-centered, peer-based, and consistently pointed toward holistic competencies. In this FDDI experienced seminar leaders will present dynamic exercises that stimulate in-depth reflection and integration. Taught by Greg Merrill, Luna Calderon, and Christina Feliciano of the University of California at Berkeley.

### **M** SOCIAL WORK LEADERSHIP FOR INTERPROFESSIONAL EDUCATION AND PRACTICE (LDI)

Although interprofessional collaboration is not new to social work educators, the emergence of identified competencies for interprofessional education and practice creates heightened opportunities and obligations for social work leadership. This workshop will include presentations from and interactive discussions with social work educators who are current leaders in interprofessional education and practice. Taught by Maureen Rubin (University of Nevada, Reno), Barbara Jones (University of Texas at Austin), Peter Chernack (Adelphi University School of Social Work), Shelly Cohen Konrad (Western New England University), and Cheryl Springer (Salem State University).

## Thursday, November 3, 2016

2:00 pm–5:00 pm

### **E** TEACHING TRANSGENDER (FDI)

An increasing number of transgender students are “out” during their social work education. In addition, many students encounter transgender clients in their placements. This FDI will provide the foundational knowledge needed to teach about work with trans/gender-fluid clients and support trans students in the classroom and in field placements. Taught by Elijah C. Nealy (Saint Joseph College) and Edward J. Alessi (Rutgers University).

### **F** TEACHING ABOUT EQUALITY AND JUSTICE: NEW PARADIGMS FROM A GRAND CHALLENGES PERSPECTIVE (FDI)

Based on the Grand Challenges for Social Work’s emphasis on changing the narrative on long-standing social problems, this FDI will prepare social work educators to help students reconceptualize approaches to social equality and justice. Participants will develop a teaching module applying new concepts and adapting congruent changes to practice modalities. Taught by Yolanda C. Padilla (CSWE Center for Diversity and Social and Economic Justice; University of Texas at Austin) Martell Teasley (University of Texas at San Antonio), Jeremy Goldbach (University of Southern California), Marilyn Armour (University of Texas at Austin), and Rocio Calvo (Boston College).

### **G** HOLISTIC ENGAGEMENT: TRANSFORMATIVE EDUCATION AND PRACTICE THROUGH SKILLFUL, WHOLE-SELF INTEGRATION (FDI)

The presenters will introduce the constructs and skills of holistic engagement, inviting social work educators and practitioners to cultivate use of the whole self in dynamic contexts; exploring the enrichment of teaching, learning, and practice through skillful integration of the whole self; and revealing expanded opportunities for transformation, self-care, and professional development. Taught by Gwendolyn J. Adam (Vance Academic Center) and Loretta Pyles (University at Albany).

### **H** EMPOWERING STUDENTS: LEADERSHIP AS AN INTEGRATED TOPIC IN THE GENERALIST PRACTICE (FDI)

This FDI will focus on incorporating leadership knowledge and skills in the generalist practice curriculum and challenging all MSW students to view leadership as a critical component of professional identity and competent social work practice. Instructional tools and exercises to support leadership content will be shared. Taught by Mindy Wertheimer and Jan Ivery of Georgia State University.



### **K** FOUNDATIONS FOR FIELD EDUCATION EXCELLENCE: TRAINING FOR FIELD DIRECTORS (FDDI)

Excellence in field education is fundamental in preparing students for social work practice. The director's role is multidimensional, requiring specialized knowledge for effective program leadership. This FDDI will orient field directors to accreditation standards, literature, and best practices for designing, implementing, and maintaining an effective field program. Taught by Janet A. Bradley (West Chester University), Julia Moen (Meta Associates), and Cindy A. Hunter (George Mason University).

### **L** USING SIMULATION TO TEACH "BEST PRACTICES" TO FIELD INSTRUCTORS: AN ONLINE RESOURCE (FDDI)

Social work field education research and literature identify best practices for field education. Field directors require resources to train field instructors to use this knowledge. This FDDI will provide an innovative online resource using simulated field education scenarios to teach these practices and address challenging field education issues. Taught by Andrea Litvack and Ellen Katz of the University of Toronto.

### **N** STRATEGIC MANAGING AND MENTORING OF ADJUNCT INSTRUCTORS (LDI)

This LDI will present a model for training and supporting adjuncts, providing an opportunity for attendees to engage with other leaders and develop a plan for implementation based on a program's need for adjunct faculty members. Social justice implications for the implicit curricula will be explored regarding hiring and managing adjunct instructors. Solutions that address recruitment and mentoring issues for adjunct faculty members will be discussed. Taught by Lucy Mercier and Denise E. Dedman of Saginaw Valley State University.

### **O** CREATIVE, HANDS-ON APPROACHES TO TEACHING POLICY CONTENT

This session focuses on creative ways to deliver policy content in the classroom. The presenters will engage participants in hands-on activities related to two important aspects of policy study: current policies and programs, and advocacy. Participants will leave equipped with tools and ideas they can implement in policy courses or introduce into other courses throughout the curriculum. The presenters will share strategies for tackling some of the challenges inherent in teaching policy and facilitate a discussion of tips for engaging students. Taught by Suzanne R. Pritzker (University of Houston), Matthew Bogenschutz (Virginia Commonwealth University), Sunny Harris Rome (George Mason University), and Susan Roll (California State University, Chico).

# PLENARY SPEAKERS

## Keynote Speaker, Opening Plenary

**Dr. Barbara F. Brandt**, director of the National Center for Interprofessional Practice and Education based at the University of Minnesota, will be the keynote speaker for the 2016 APM Opening Plenary Session. Brandt's presentation is titled "Memo to Social Work: It's About Collaboration AND the Redesign."



**Barbara F. Brandt**  
*Director, National Center for  
Interprofessional Practice  
and Education*


Well-known for her work in health professional education, interprofessional education, and continuing education, Brandt serves as the associate vice president for education within the University of Minnesota's Academic Health Center. She is responsible for the university's 1Health initiative, which seeks to build the interprofessional practice skills of students and faculty members in a broad range of health professions. Established in 2012, the National Center for Interprofessional Practice and Education is a public/private partnership supported by the Health Resources and Services Administration, U.S. Department of Health and Human Services.

## Hokenstad International Lecture

The Hokenstad International Lecture is graciously endowed by M. C. "Terry" Hokenstad, a past president and longtime member of CSWE. The lectures, delivered each year at the APM, are meant to enhance and complement the work of the Katherine A. Kendall Institute for International Social Work Education and of CSWE's Commission on Global Social Work Education. The presenter of the 2016 lecture, which will be held on **Saturday, November 5**, will be announced in the fall.

## Carl A. Scott Memorial Lecture

In recognition of Carl Anderson Scott's groundbreaking contributions to CSWE and the profession of social work, the Carl A. Scott Memorial Lecture was established to continue his legacy of equity and social justice in social work through building knowledge and furthering the well-being of individuals and their communities. A highlight of the APM since the late 1980s, recent lectures have featured speakers such as Maria Hinojosa, Caitlin Ryan, Michael Spencer, and John Wallace Jr. The 2016 Carl A. Scott Memorial Lecture will be held on **Friday, November 4, from 9:00 am-10:15 am**. This year's lecture will showcase a speaker chosen by the CSWE member community through a peer nomination process. The speaker will be announced in the fall.



## Advancing Human Rights in Social Work Education

**Edited by Kathryn R. Libal, S. Megan Berthold, Rebecca L. Thomas, and Lynne M. Healy**

*"Relevant and timely ... a great resource for social work educators!"*

—MARCIANA POPESCU, PhD, *Fordham University*

Scholars and educators address curriculum development and teaching methodologies for integrating human rights into social work education. Contributors discuss the theoretical framework and practical applications of the human rights approach in the areas of diverse human rights orientations to curriculum development; policy, research, and social justice; travel study and exchange models; and special populations. Readers also will find ideas for course design and teaching strategies along with useful reference material such as specialized treaties of specific relevance to social work, country and shadow reports, and complaint mechanisms.

ISBN 978-0-87293-173-2 | 526 pp | \$58.00

## Conservative Christian Beliefs and Sexual Orientation in Social Work

*Privilege, Oppression, and the Pursuit of Human Rights*



**Adrienne B. Dessel and Rebecca M. Bolen, Editors**

*"Dessel, Bolen, and co-authors advance the social work profession's commitment to nondiscrimination and justice."*

—EDWARD R. CANDA, *University of Kansas*

Authors representing a diverse range of sexual orientation and religious and professional identities explore the debate regarding freedom of religious expression and full sexual orientation affirmation. Their discussions provide a deeper understanding of the complexity of topics such as social identity, oppression, power and privilege, human rights and social justice, attitudes and prejudice, and ethics and the law. The book also discusses multiple ways of resolving some of the conflicts, including intergroup dialogue and sociodrama. Models of Christian LGB affirmation and advocacy are presented, and recommendations for teaching, research, and practice are provided to help move the field forward.

ISBN 978-0-87293-149-7 | 536 pp | \$48.00



## Using Simulation for Assessment and Teaching *OSCE Adapted for Social Work*

**Marion Bogo, Mary A. Rawlings, Ellen Katz, and Carmen Logie**

*"A very valuable text for social work programs to build their capacity to conduct holistic assessments."*

—ALAN J. DETTLAFF, *University of Illinois at Chicago*

Going beyond the traditional domains for student assessment—the classroom and field practicums—the authors offer a new approach that approximates authentic practice tasks: the objective structured clinical examination (OSCE) adapted for social work. Based on the work of two research teams and the extensive experience of the authors, this book provides all the resources necessary for programs to develop and implement the OSCE. In addition to a wealth of practical material in the appendices, two videos produced especially for this book (accessible online) show the OSCE process step-by-step.

ISBN 978-0-87293-171-8 | 223 pp | \$42.00



Council on  
Social Work Education  
Alexandria, VA

To order, call **877-751-5053**, or go to [www.cswe.org/order](http://www.cswe.org/order).  
All publications also available for Kindle at Amazon.com

# CSWE 2016 PROFESSIONAL RECOGNITION AWARDS

## Significant Lifetime Achievement Award in Social Work Education

The Significant Lifetime Achievement Award in Social Work Education is presented to **Dr. Larry E. Davis**, dean of the School of Social Work at the University of Pittsburgh, Donald M. Henderson Chair, and founding director of the Center on Race and Social Problems.



**Larry E. Davis**  
Dean, School of Social Work,  
University of Pittsburgh

He has dedicated his life to issues of race, civil rights, and social justice, with a career marked by several firsts. He was the first African American to earn a PhD from the dual-degree program in social work and psychology at the University of Michigan, and he was the first African American to be awarded tenure at Washington University in St. Louis.

Over the years, the National Institutes of Health, the National Institute of Mental Health, and the National Science Foundation have funded Dr. Davis's work. As a leading scholar of the narrative about race in America and its role in social justice, he has sought solution-based dialogues that promote a more racially equitable society. His books include *Why Are They Angry With Us? Essays on Race*; *Race, Gender and Class: Guidelines for Practice With Individuals, Families and Groups* (co-authored with Enola Proctor); *Ethnic Issues in Adolescent Mental Health* (co-edited with Arlene Stiffman); *Working With African American Males: A Guide to Practice*; *Measuring Race and Ethnicity* (co-authored with Rafael Engel); and *Race and Social Problems: Restructuring Inequality* (co-authored with Ralph Bangs). Dr. Davis serves as the co-editor-in-chief of the *Encyclopedia of Social Work* (20th ed.) and editorial board chair of *Race and Social Problems*. His articles have appeared in periodicals such as *International Journal of Offender Therapy and Comparative Criminology*, *Journal on Research on Social*

*Work Practice*, *Journal of Urban Education*, *Journal of Youth and Adolescence*, and *Psychiatric Services*.

Dr. Davis's extensive contributions as educator, scholar, and leader make him a worthy recipient of this prestigious award.

## Distinguished Recent Contributions to Social Work Education Award

The Distinguished Recent Contributions to Social Work Education Award is presented to **Dr. Faye Mishna**, dean of the Factor-Inwentash Faculty of Social Work at the University of Toronto and the Margaret and Wallace McCain Family Chair in Child and Family. Professor Mishna is internationally renowned for her cutting-edge research and scholarship on bullying,



**Faye Mishna**  
Dean, Factor-Inwentash  
Faculty of Social Work,  
University of Toronto

cyberbullying, and cyber counseling—far ahead of her time in making cyberbullying and cyber counseling significant foci of her research, curriculum development, and leadership agenda. Her work has had a profound impact on the lives of children, adolescents, families, educators, and all who confront cyberbullying. Professor Mishna has authored two books, *Bullying in Canada* and *Bullying: A Guide to Research, Intervention, and Prevention*; 76 refereed journal articles; 16 book chapters; 93 peer-reviewed academic presentations; and more than 100 invited presentations to the Toronto Police Board, the U.S. Institute of Medicine and National Research Council, and the Canadian Mental Health Project.

As an exemplary academic leader, she has emphasized research-informed practice and practice-informed research, resulting in a strengthened research infrastructure at her institution and a high success rate in obtaining academic grants. She supported her faculty's innovative research in simulation as an empirically

based pilot project to support the development of a vibrant and internationally recognized simulation-based educational program for social work education. Professor Mishna worked closely with aboriginal leaders to develop the new MSW specialization indigenous trauma and resiliency, which is part of a unique community-based intervention program that addresses the effects of current, cumulative, generational, and cultural trauma. She also developed three on-site MSW courses taught in the community: social work practice with aboriginal peoples, advanced family, and pediatric health care.

As a leading social work educator and researcher with innovative contributions to social work education, Professor Mishna is a fitting choice for this significant award.

### CRECD Award

The second annual CRECD Award (presented by the Council on Racial, Ethnic, and Cultural Diversity) recognizes a doctoral student and a junior faculty member with outstanding scholarship in the areas of racial, ethnic, and cultural diversity in social work education. The award will be presented during the CRECD Connect session.

### Disability Manuscript Award

The third annual Disability Manuscript Award, presented by the Council on Disability and Persons With Disabilities, recognizes scholarship that contributes to knowledge about disability; full participation of persons with disabilities; social, political, and economic issues related to disability and persons with disabilities; and educational materials focused on disabilities and persons with disabilities. This award will be presented during the community meeting session immediately following the Council on Disability and Persons With Disabilities Connect Session.

### Feminist Scholarship Awards

The CSWE Council on the Role and Status of Women in Social Work Education annually names a feminist scholar and a manuscript awardee whose work has advanced social work practice, policy, research, and education related to the intersection of gender and social justice. The Feminist Manuscript Award (formerly the Feminist Scholarship Award Winner) is given to the presenter of the paper that most advances feminist knowledge at the APM. All accepted paper presenters at the APM are eligible to submit their papers for consideration. The Feminist Scholar Award (formerly the Feminist Scholarship Honoree) is given to a scholar for leadership and contributions to feminist scholarship in social work education. The honorees will be recognized at the Women's Council Networking Breakfast on **Saturday, November 5, from 7:00 am–8:45 am.**

### JSWE Awards for Best Reviewers and Best Articles

Each year the Editorial Advisory Board of the *Journal of Social Work Education* (JSWE) honors manuscript reviewers who have demonstrated exemplary service in their duties; it also selects the best articles published in JSWE's most recently completed volume year. Judging criteria for articles includes timeliness and importance of content, innovative presentation of the topic, and contribution to the professional knowledge base and to social work education. The recipients will be recognized at the Reviewers Reception at APM, and the best articles will be available online free of charge for a period of time.

### Partners in Advancing International Education (PIE) Awards

The CSWE Commission on Global Social Work Education recognizes the contributions of individuals, students, and nongovernmental organizations in advancing international social work education at the 2016 PIE awards. The awards ceremony will be held prior to the Hokenstad International Lecture on **Saturday, November 5.**





### SAGE/CSWE Award for Innovative Teaching in Social Work Education



This award was established in February 2012 to recognize innovative teaching in social work education. Two recipients (or teams) will be honored each year for outstanding contributions to social work education. The following four themes were identified for the 2016 award:

- 1) Educating social work students for macro practice
- 2) Educating social work students for group practice
- 3) Educating social work students for working with diverse populations
- 4) Innovative teaching of social work students to be effective researchers

These awards will be presented at the APM Awards Luncheon, **Sunday, November 6 at 11:30 am.**

### Sexual Orientation and Gender Identity and Expression Scholarship Award

This award was established in 2012 by the Council on Sexual Orientation and Gender Identity and Expression (CSOGIE). The SOGIE award recognizes scholarship that contributes to knowledge about sexual orientation and gender identity and expression; the individual and systemic issues associated with these issues; the development of social work curriculum materials and faculty growth opportunities relevant to sexual orientation and gender identity and expression; and the experiences of individuals who are gay, lesbian, bisexual, transgender, and/or two-spirit. The winners of the SOGIE Scholarship Award will be recognized at the LGBT Caucus/CSOGIE Reception.

THE GRADUATE SCHOOL OF SOCIAL WORK at  
**THE UNIVERSITY of DENVER**  
CELEBRATES THESE RECENT MILESTONES



We honor and appreciate the visionary leadership of Dean James Herbert Williams during his nine years as dean of our school.



We welcome Amanda Moore McBride as our new dean effective July 1.

*We look forward to the launch of our new online MSW program in January 2017.*

*We are pleased to announce the opening of our Burnes Center on Poverty and Homelessness.*



We take pride in our new U. S. News & World Report ranking as #17 in the nation.



# SPECIAL EVENTS

## APM Awards Luncheon: Honoring Our Own

CSWE and APM attendees will honor Larry E. Davis, the recipient of the Significant Lifetime Achievement Award, and Faye Mishna, winner of the Distinguished Recent Contributions to Social Work Education Award at this luncheon event on **Sunday, November 6 from 11:30 am–1:00 pm.**



## CSWE Assessment Academy

CSWE is excited to offer the first Assessment Academy at the APM to support social work programs in their competency assessment process and feature measures developed for the 2015 EPAS. This half-day, postconference workshop will be offered on **Sunday, November 6, 1:15 pm–4:00 pm.** There is a separate registration fee of \$25 per person. The workshop will include presentations from national experts on curriculum mapping and course-embedded rubrics.

Social work programs also will showcase their assessment processes and competency measures in interactive roundtable discussions with participants. Assessment Academy participants include Abilene Christian University, Azusa Pacific University, Barry University, California State University–Fresno, Case Western Reserve University, Indiana University, Rutgers University, the Social Work Education Assessment Project, University of California at Berkeley, University of Houston–Downtown, University of Southern California, and Western Kentucky University.

## CSWE Leadership Networking Reception

The CSWE Leadership Networking Reception is one of three CSWE Leadership Institute initiatives and provides an opportunity for current, new, and future social work leaders to network at the APM. The event honors new leadership in the profession and serves as a forum for discussing relevant topics significant to social work education.

This year's reception will honor recipients of the 2016 CSWE Summer Leadership Scholarship Program. Scholarship program recipients Beth Angell (Rutgers University) and Susan Neely-Barnes (University of Memphis) will attend HERS Bryn Mawr Summer Institute for Women in Higher Education Administration. The 2-week residential program concentrates on the knowledge, skills, and perspectives needed by advancing leaders.

Recipients Barbara Jones (University of Texas at Austin) and Evaon Wong-Kim (California State University, East Bay) will attend the Harvard Institutes of Higher Education (HIHE) Summer Program. The HIHE offers leadership development programs designed for higher education administrators. The reception will be held **Thursday, November 3 from 5:00 pm–6:00 pm.**

## CSWE Membership Meeting

The CSWE Membership Meeting will be held on **Friday, November 4 from 5:15 pm–6:15 pm.** Leadership representatives will give an update on CSWE activities, and the meeting will also provide an opportunity to answer questions related to CSWE membership.

## Doctoral Student Connection

This invitation-only breakfast connection event for doctoral students hosted by GADE members will be held **Friday, November 4 from 7:00 am–8:00 am.** Doctoral student winners of the GADE Leadership and Service Award will also be recognized. The heart of the event, however, is networking among doctoral students from all over the country. CSWE thanks GADE for its sponsorship of this event.



## Special Events *(continued)*

### Newcomer Orientation

An orientation to the APM will be offered on **Thursday, November 3**. An overview of the APM Final Program and the opportunity to meet CSWE President and CEO Darla Spence Coffey, CSWE Board of Directors Chair Barbara Shank, and members of the Council on Conferences and Faculty Development will be included.

### Women's Council Networking Breakfast

This year's annual breakfast hosted by the Council on the Role and Status of Women in Social Work Education (the Women's Council) is sponsored by

Boston College, the Diane Bernard Women's Networking Breakfast Fund, and the University of Connecticut. It will be held **Saturday, November 5 from 7:00 am–8:45 am**. The gathering brings diverse women and men together to network and honor feminist research through the presentation of the annual Feminist Scholar and Feminist Manuscript Awards.



*Diane Bernard Women's  
Networking Breakfast Fund*



*CSWE thanks the following sponsors  
for their generous support!*

#### **BADGE LANYARDS**

University of Tennessee at Knoxville

#### **OPENING RECEPTION NAPKINS**

Dominican University

#### **TOTEBAG CO-SPONSORS**

Fordham University  
Wayne State University

#### **WOMEN'S COUNCIL NETWORKING BREAKFAST CO-SPONSORS**

Diane Bernard Women's Networking Breakfast Fund  
Boston College  
University of Connecticut

# GENERAL INFORMATION

## Accreditation Services

CSWE Program Member representatives are encouraged to participate in 90-minute group consultations focused on the reaffirmation process with their accreditation specialists or associates from the CSWE Office of Social Work Accreditation (OSWA) on **Thursday, November 3**. After the group consultations, accreditation specialists/associates will be available by appointment to consult with individual programs regarding specific concerns. Also, daily walk-in times will be available on-site for program representatives to meet with CSWE accreditation staff members, if attending a group or individual consultation is not possible. The Accreditation Services Group Consultation Schedule above shows group session times and contact information for accreditation staff members. Please note that Program Member representatives may attend any of the sessions; no registration is required. For questions about CSWE accreditation issues, please contact your accreditation specialist or Monica Wylie, OSWA office manager, either by phone (+1.703.519.2073) or by e-mail (mwylie@cswe.org).

### ACCREDITATION SERVICES GROUP CONSULTATION SCHEDULE

| Thursday, November 3 | Accreditation Specialist | Phone Number    | E-mail Address    |
|----------------------|--------------------------|-----------------|-------------------|
| 9:00 am–10:30 am     | Anna R. Holster          | +1.703.519.2044 | aholster@cswe.org |
| 10:45 am–12:15 pm    | Megan Fujita             | +1.703.519.2052 | mfujita@cswe.org  |
| 1:30 pm–3:00 pm      | Mary Deffley Kurfess     | +1.703.519.2046 | mkurfess@cswe.org |
| 3:15 pm–4:45 pm      | Yeimarie Lopez           | +1.703.519.2047 | ylopez@cswe.org   |

Have a book idea? Come by to connect with a member of the CSWE Council on Publications about your concept and developing a book proposal.

#### The Bookstore will be open:

- 7:30 pm–9:30 pm Thursday, November 3
- 8:30 am–5:00 pm Friday, November 4 and Saturday, November 5
- 8:00 am–12:00 pm Sunday, November 6

## Exhibit Hall

The Exhibit Hall will feature displays by more than 100 higher education institutions, publishers, and organizations exhibiting innovative products and programs. An Opening Reception will be held in the Exhibit Hall immediately following the Opening Plenary Session with keynote speaker on **Thursday, November 3**.

#### The Exhibit Hall will be open:

- 8:00 pm–9:30 pm Thursday, November 3
- 9:00 am–5:00 pm Friday, November 4 and Saturday, November 5
- 8:00 am–12:00 pm Sunday, November 6

## Child Care

Babysitter services are available through the hotel. Contact the hotel concierge to arrange for this service.

## CSWE Press Bookstore

Visit the Bookstore to browse the latest CSWE Press books and DVDs. Free shipping is available for all publications ordered onsite, and CSWE members receive a 10% discount on purchases.



Join CSWE Press authors at the Bookstore for coffee and cookies during a special Friday afternoon event. Network, discuss authors' work and ideas, and receive 20% off purchases during the event.

## Registration Desk Location

The Registration Desk at the APM will be located in the Atlanta Marriott Marquis Hotel and will open on **Thursday, November 3 at 7:30 am**. The Final Program, name badges, and admission tickets for special activities will be available at Registration. The official registration name badge must be displayed for admission to any

## General Information (continued)

APM session or the Exhibit Hall. APM attendees' spouses and significant others who are not social work educators may purchase badges on-site for \$50 each that will grant them admission to sessions and the Exhibit Hall. In addition, a special Exhibit Hall-only badge will be available for \$50.

### Registration Desk Hours

The Registration Desk at the APM will be open 7:30 pm–9:00 pm November 3, 7:00 am–5:00 pm November 4 and 5, and 7:00 am–2:00 pm November 6.

### Special Meetings and Receptions

Dates and evening hours for special meetings and receptions will be announced in the APM Final Program. These meetings—scheduled by various groups for their

own business, organizational, or social purposes—are not programmatic in nature.

### Special Needs

Attendees with disabilities that could affect their participation in the conference should check the appropriate box on the APM Registration Form and append a statement regarding their needs. A CSWE staff member will contact these registrants prior to the meeting to discuss accommodations. CSWE cannot ensure the availability of appropriate accommodation without prior notification of need. When registering at the hotel, all persons with disabilities (including those who have difficulty walking) should inform the hotel staff of the disability. This enables the hotel to provide for the guests' safety and security in case of an emergency.



# HOTEL AND TRANSPORTATION INFORMATION

## Guest Room Reservations

The 2016 APM housing block in Atlanta, GA, is located at the Atlanta Marriott Marquis Hotel, 265 Peachtree Center Avenue, Atlanta, GA 30303.

All room reservations must be made via CSWE's 2016 APM Housing site Web page or by calling +1.800.716.7732.

*Note:* CSWE has special arrangements with the 2016 APM hotel for making room reservations. The hotel will not take call-in reservations directly; rather, reservations must be submitted online or by calling the number listed above.

## Hotel Rates and Deadline

The deadline to reserve sleeping rooms at the special CSWE conference rates is September 9, or when the allotted room block sells out. All check and wire transfer payments must be received by September 9, 2016.

The hotel is 100% nonsmoking. Room rates are \$199 single/double, \$229 triple/quad, and are assessed with a 16% state and local tax. An additional nontaxable \$5.00 hotel/motel occupancy fee will be added, per night.

## Air Travel

Hartsfield-Jackson Atlanta International Airport serves 14 passenger carriers. The Atlanta Marriott Marquis is only 12 miles from the airport.

## Regional Rail and Bus Systems

Plan to take the Metropolitan Atlanta Rapid Transit Authority (MARTA) rail system from the airport to the Atlanta Marriott Marquis Hotel Peachtree station. MARTA is Atlanta's state-of-the-art public transportation system.

MARTA trains operate on weekdays from 4:45 am to 1:00 am and on weekends and holidays from 6:00 am-1:00 am. MARTA buses operate on weekdays from 5:00 am-1:00 am and on weekends and holidays from 5:00 am-12:30 am. Bus schedules may vary by neighborhood. For more information, visit [www.itsmarta.com](http://www.itsmarta.com).

# REGISTRATION

## Registration Form Instructions

Please type or print clearly and complete all information on the 2-page registration form. Incomplete forms will not be processed. Full payment must accompany this form.

You may register in one of the following three ways.

- 1) **ONLINE:** Payment accepted by credit card (MasterCard, VISA, or American Express) only. Visit the CSWE 2016 APM Registration Information Web page to reach the registration site.
- 2) **FAX:** Payment accepted by credit card (MasterCard, VISA, or American Express) only. Fax the 2-page registration form to +1.703.631.6288.
- 3) **SURFACE MAIL:** Send registration to the following address.

ATTN: CSWE 2016 APM  
CSWE Registration  
11208 Waples Mill Road, Suite 112  
Fairfax, VA 22030

## Participant Information

Complete all portions of this section. Please type or print clearly.

## Conference Registration Fee Options

Full conference registration includes Thursday's Opening Reception; Friday, Saturday, and Sunday sessions; and the Sunday Awards Luncheon. It does not include the preconference Development Institutes. CSWE offers two member fee levels: Tier 1, APM registration only; and Tier 2, APM registration plus inclusive 1-year CSWE membership (new or renewal).

### CSWE INDIVIDUAL MEMBERS

You must be a Full or Associate Member of CSWE with active status through November 30, 2016, to qualify for the member registration rate. If your membership will expire before November 30, 2016, please either renew your membership prior to attending the meeting or

select a Tier 2 meeting registration level that includes your renewal payment. Doing so will expedite the on-site receipt of your APM registration materials.

### NONMEMBERS

If you are not currently a member and would like to be, please join by visiting CSWE's Membership Web page. You may also select a Tier 2 meeting registration level that includes a 12-month membership.

### AVAILABLE AGAIN THIS YEAR: SPECIAL TIERED REGISTRATION OPTION FOR CSWE PROGRAM MEMBERS

Register one CSWE Full Member from a program member school and save \$50 on additional CSWE Full Member registrations from the same program (full or 1-day APM registration). The discount will be applied by the registration system.

## APM Registration Category Options

### CSWE MEMBER REGISTRATION CATEGORIES

To qualify for the member registration rate, you will be required to provide your membership ID number and have your member dues paid in full through November 30, 2016.

### FULL MEMBER: FACULTY AND ADMINISTRATORS

Faculty and administrator members are persons holding paid faculty, administrative, or managerial appointments in programs accredited by CSWE.

### FULL MEMBER: INDIVIDUAL

Individual members are persons affiliated with national, state, local, voluntary, public social welfare, and other professional social work organizations; field instructors with educational responsibilities for students in social work undergraduate and graduate programs; and others who wish to support social work education through membership in CSWE.

### ACCOMPANYING PERSONS:

Accompanying persons are defined as nonpresenters, are not social work educators, members of program administration, social work practitioners, or social work students. Accompanying persons have no professional interest



in attending any functions at the APM and its affiliated meetings.

**STUDENT VOLUNTEER:** By helping with tasks crucial to the conference's success for 4 consecutive hours on either Friday, November 4, or Saturday, November 5, student volunteers receive a discounted full-conference student registration for \$40. A student volunteer cannot hold a full-time academic appointment. Learn more at the Student Volunteers Web page.

## Preconference Workshops

Please check the code letter (shown next to each title of Faculty Development Institutes, Field Directors' Development Institutes, and Leadership Development Institutes) to indicate your choice. You may register for one workshop in the morning and one in the afternoon. Scheduled for Thursday, November 3, the sessions are limited to 35 participants each. Preregistration for these ticketed sessions is required, and fees are nonrefundable.

## NEW! Postconference Workshop

CSWE is excited to offer the first Assessment Academy at APM to support social work programs in their competency assessment process and to feature measures developed for the 2015 EPAS. This half-day postconference workshop will be offered on Sunday, November 6, 1:15 pm–4:00 pm. There is a separate registration fee of \$25 per person. The workshop will include presentations from national experts on curriculum mapping and course-embedded rubrics.

Eleven social work programs also will showcase their assessment processes and competency measures in interactive roundtable discussions with participants. Assessment Academy participants include Abilene Christian University, Azusa Pacific University, California State University–Fresno, Case Western Reserve University, Indiana University, Rutgers University, the Social Work Education Assessment Project, University of California at Berkeley, University of Houston–Downtown, University of Southern California, and Western Kentucky University.

## Continuing Education Credits (CEs)

If you would like to receive CEs for eligible sessions, please submit a processing fee of \$65 with your registration. For more information visit the Continuing Education Web page.

## Payment Options and Policies

### Payment Date: Early Bird (April 1–August 1, 2016)

Save money by taking advantage of Early-Bird Registration, which is available only through Monday, August 1, 2016. Payment must accompany the registration form. Any person registering after August 1 will be charged the on-site fee. Please note that advance registration is required for participation in any of the preconference Development Institute workshops scheduled on Thursday, November 3.

### Payment Date: On-Site (August 2–November 6, 2016)

On-site registration will be available to those who do not preregister. Please note that no mail registrations postmarked after Friday, October 21, 2016, will be accepted. Those who wish to register and cannot send in their fees by the preregistration date should register on-site. Cash, checks, money orders, or credit cards (MasterCard, VISA, or American Express) will be accepted for conference and membership fees. Cash, checks, and money orders must be payable in U.S. currency only. Those registering on-site will be required to pay the regular registration fee and will be eligible for enrollment in the preconference Development Institutes only if space remains. Students registering on-site must show documentation of their student status.

## Methods of Payment

APM attendees may use credit cards (MasterCard, VISA, or American Express) to pay registration fees, or they may pay by cash, check, or money order. Please make all checks or money orders payable to the Council on Social Work Education. Checks and money orders are payable in U.S. currency only and must be drawn on a U.S. bank. A \$30 processing fee will be charged on all returned checks. This additional charge applies to checks written at any time for the APM, CSWE membership, or publications.

### Confirmation

Your registration confirmation will be sent to you via e-mail. Please provide an e-mail address that will remain valid through November 30, 2016.

### Cancellation Policy

Cancellations of APM registrations received in writing and postmarked by October 14, 2016, are refundable less a \$75 administration fee. No refunds for APM registrations will be given after October 14, 2016.

Registrants who do not cancel by October 14, 2016, and fail to attend the meeting will be charged the full registration fee. By submitting this form, you acknowledge that you have read and understand the cancellation policy.

### Substitution Policy

Substitution of registrations is permitted prior to the APM and on-site. Only one substitution is permitted per original registrant. The individual submitting the

substitution request is responsible for all financial obligations (any balance due) associated with that substitution, as well as updating any contact information. Up to October 28, 2016, substitutions may be submitted via e-mail. After this date, please make any substitutions at the 2016 APM Registration Desk on-site.

### Refund Policy

All November 3 preconference Development Institutes are nonrefundable.

Refunds of any kind other than conference registrations will be processed based on the original form of payment after the conference. No refunds will be given for any reason after December 6, 2016.

CSWE is not liable for cancellation fees charged by hotels, airlines, or other means of transportation.

By submitting a completed registration form, you acknowledge that you have read and understand the cancellation policy.

# COUNCIL ON SOCIAL WORK EDUCATION

OFFICIAL 2016 ANNUAL PROGRAM MEETING (APM) REGISTRATION FORM | Atlanta, GA • November 3–6, 2016

## 1. PARTICIPANT INFORMATION

ACCEPTED 2016 APM PRESENTERS, LIST YOUR PROPOSAL NUMBER(S) HERE \_\_\_\_\_

LAST NAME/FIRST NAME \_\_\_\_\_

WORK INSTITUTION/OR SCHOOL NAME IF YOU ARE A STUDENT \_\_\_\_\_

ADDRESS  HOME  WORK \_\_\_\_\_

CITY/STATE/ZIP \_\_\_\_\_

COUNTRY \_\_\_\_\_ E-MAIL \_\_\_\_\_

PHONE/FAX \_\_\_\_\_

BADGE FIRST NAME \_\_\_\_\_

- Check if you are an accepted 2016 APM presenter
- Check if 1st or 2nd time APM Attendee
- Check if you have a disability and/or require special service. Attach a written description of your needs

### THREE EASY WAYS TO REGISTER

**Online:** [www.cswe.org/meetings/2016apm.aspx](http://www.cswe.org/meetings/2016apm.aspx)

**Fax:** +1.703.631.6288  
(MasterCard, VISA, or American Express)

**Mail:** ATTN: CSWE 2016 APM  
CSWE Registration  
11208 Waples Mill Road, Suite 112  
Fairfax, VA 22030

**Questions:**  
E-mail: [apmregistration@spargoinc.com](mailto:apmregistration@spargoinc.com)  
Phone: +1.888.978.3622 Toll free U.S. and Canada;  
or direct to +1.703.449.6418

## 2. CONFERENCE REGISTRATION FEES (Early-Bird registrations must be postmarked on or before Monday, August 1, 2016.)

Membership rates require verification of membership ID numbers.

| Payment Date Rates                   | CSWE Member Fee Levels   |
|--------------------------------------|--|
| Early-Bird: On/Before August 1, 2016 | <b>Tier 1:</b> APM meeting registration only   |
| On-site: Aug. 2 or After             | <b>Tier 2:</b> APM meeting registration plus inclusive 1-year CSWE membership (new or renewal) |

### AVAILABLE AGAIN THIS YEAR: Special Tiered Registration Option for CSWE Program Member

Register one CSWE Full Member from a Program Member School and save \$50 on additional CSWE Full Member registrations from the same program (Full or One Day APM registration). The discount will be applied from the registration system.

### OPTION 1 of 3: FULL CONFERENCE (4 Days: November 3–6, 2016)

| CSWE Member Registration Categories<br>To join, add "NEW"; if member, list membership ID |  | List "NEW" or Member ID |  | Circle One Fee Only |        |               |        | AMOUNT DUE |
|--|--|-------------------------|--|---------------------|--------|---------------|--------|------------|
|  |  |                         |  | Early Bird to 08/01 |        | 08/02 On-site |        |            |
|  |  |                         |  | Tier 1              | Tier 2 | Tier 1        | Tier 2 |            |
| 1. Full Member: Faculty and Administrators; and Individuals                              |  |                         |  | 425                 | 620    | 475           | 670    |            |
| 2. Associate Member: Emeritus  |  |                         |  | 290                 | 365    | 340           | 415    |            |
| 3. Associate Member: Undergraduate/Graduate Student                                      |  |                         |  | 65                  | 120    | 115           | 170    |            |
| 4. Associate Member: Doctoral Student  |  |                         |  | 65                  | 160    | 115           | 210    |            |
| <b>CSWE Program Member Group Option Categories</b>                                       |  |                         |  |                     |        |               |        |            |
| 5. First CSWE Full Member  |  |                         |  | 425                 | 620    | 475           | 670    |            |
| 6. Additional CSWE Full Member   |  |                         |  | 375                 | 570    | 425           | 620    |            |
| <b>Nonmember Registration Categories</b>   |  |                         |  | Early Bird to 08/01 |        | 08/02 On-site |        |            |
| 7. Exhibit Hall Only   |  |                         |  |                     | NA     |               | 50     |            |
| 8. Higher Education Librarian  |  |                         |  |                     | 315    |               | 365    |            |
| 9. Individual From Economically Lesser-Developed Country*                                |  |                         |  |                     | 70     |               | 120    |            |
| 10. Nonmember  |  |                         |  |                     | 660    |               | 710    |            |
| 11. Practitioner or Academician in Non-Social Work Field                                 |  |                         |  |                     | 315    |               | 365    |            |
| 12. Social Work Practitioner   |  |                         |  |                     | 315    |               | 365    |            |
| 13. Student Nonmember: Undergraduate/Graduate  |  |                         |  |                     | 125    |               | 175    |            |
| 14. Student Nonmember: Doctoral  |  |                         |  |                     | 165    |               | 215    |            |
| 15. Accompanying Person (see restrictions):<br><br>_____                                 |  |                         |  |                     | 35     |               | 50     |            |
| NAME   |  |                         |  |                     |        |               |        |            |

\*Please refer to the list of countries that are eligible for the reduced rate.

### OPTION 2 of 3: STUDENT VOLUNTEER

|  | Morning Shift: 7:30 am–11:30 am        | Afternoon Shift: 12:30 pm–4:30 pm      | AMOUNT DUE |
|--|--|--|------------|
| 16. 2016 APM Student Volunteer<br><br>Place a 1 and 2 in front of the preferred shifts for your 4-hour volunteer assignment. You will be required to identify the name of your college/university. | ____ Fri., Nov. 4    ____ Sat., Nov. 5 | ____ Fri., Nov. 4    ____ Sat., Nov. 5 | \$40       |

**OPTION 3 of 3: 1-DAY ONLY:**

Select Day:  Thursday, Nov. 3  Friday, Nov. 4  Saturday, Nov. 5  Sunday, Nov. 6

|  |                         | <i>Circle One Fee Only</i> |        |               |        |            |
|--|-------------------------|----------------------------|--------|---------------|--------|------------|
| CSWE Member Registration Categories<br>To join, add "NEW"; if member, list membership ID | List "NEW" or Member ID | Early Bird to 08/01        |        | 08/02 On-site |        | AMOUNT DUE |
|  |                         | Tier 1                     | Tier 2 | Tier 1        | Tier 2 |            |
| 17. Full Member: Faculty and Administrators; and Individuals                             |                         | 330                        | 525    | 380           | 575    |            |
| 18. Associate Member: Emeritus   |                         | 270                        | 345    | 320           | 395    |            |
| 19. Associate Member: Undergraduate/Graduate Student                                     |                         | 65                         | 120    | 115           | 170    |            |
| 20. Associate Member: Doctoral Student   |                         | 65                         | 160    | 115           | 210    |            |
| <b>CSWE Program Member Group Option Categories</b>                                       |                         |                            |        |               |        |            |
| 21. First CSWE Full Member   |                         | 330                        | 525    | 380           | 575    |            |
| 22. Additional CSWE Full Member  |                         | 280                        | 475    | 330           | 525    |            |
| <b>Nonmember Registration Categories</b>   |                         |                            |        |               |        |            |
|  |                         | Early Bird to 08/01        |        | 08/02 On-site |        |            |
| 23. Exhibit Hall Only  |                         |                            | NA     |               | 50     |            |
| 24. Higher Education Librarian   |                         |                            | 210    |               | 260    |            |
| 25. Individual From Economically Lesser-Developed Country*                               |                         |                            | 70     |               | 120    |            |
| 26. Nonmember  |                         |                            | 555    |               | 605    |            |
| 27. Practitioner or Academician in Non-Social Work Field                                 |                         |                            | 210    |               | 260    |            |
| 28. Social Work Practitioner   |                         |                            | 210    |               | 260    |            |
| 29. Student Nonmember: Undergraduate/Graduate  |                         |                            | 125    |               | 175    |            |
| 30. Student Nonmember: Doctoral  |                         |                            | 165    |               | 215    |            |
| 31. Accompanying Person (see restrictions):  |                         |                            | 35     |               | 50     |            |
| NAME _____   |                         |                            |        |               |        |            |

\*Please refer to the list of [countries that are eligible for the reduced rate](#).

**3. PRECONFERENCE WORKSHOPS – Thursday, November 3, 2016.** (Note: Attendees must also register for the conference.)

| Half-Day Development Institutes  | Morning Session: 9:00 am–12:00 pm   | Afternoon Session: 2:00 pm–5:00 pm   | Total    |
|--|---|--|----------|
| <b>Faculty Development Institutes (FDI)</b><br>(choose one session letter per time frame)          | <input type="checkbox"/> A <input type="checkbox"/> B <input type="checkbox"/> C <input type="checkbox"/> D<br><input type="checkbox"/> \$110 Member <input type="checkbox"/> \$175 Nonmember | <input type="checkbox"/> E <input type="checkbox"/> F <input type="checkbox"/> G <input type="checkbox"/> H <input type="checkbox"/> O<br><input type="checkbox"/> \$110 Member <input type="checkbox"/> \$175 Nonmember | \$ _____ |
| <b>Field Directors' Development Institute (FDDI)</b><br>(choose one session letter per time frame) | <input type="checkbox"/> I <input type="checkbox"/> J<br><input type="checkbox"/> \$110 Member <input type="checkbox"/> \$175 Nonmember   | <input type="checkbox"/> K <input type="checkbox"/> L<br><input type="checkbox"/> \$110 Member <input type="checkbox"/> \$175 Nonmember  | \$ _____ |
| <b>Leadership Development Institute (LDI)</b><br>(choose one session letter per time frame)        | <input type="checkbox"/> M<br><input type="checkbox"/> \$110 Member <input type="checkbox"/> \$175 Nonmember  | <input type="checkbox"/> N<br><input type="checkbox"/> \$110 Member <input type="checkbox"/> \$175 Nonmember   | \$ _____ |

**4. POSTCONFERENCE WORKSHOPS – CSWE Assessment Academy, Sunday, November 6, 2016, 1:15 pm–4:00 pm.**

(Note: Attendees must also register for the conference.) .....  \$25 \$ \_\_\_\_\_

**5. APM Awards Luncheon: Honoring Our Own—CSWE/SAGE 2016 Awards Presentation.**

**Sunday, November 6, 2016, 11:30 am–1:00 pm.** .....  Yes, I will attend. (No charge)

**6. CONTINUING EDUCATION (CEs).** Please refer to [details](#) and review the list of [presentation formats](#) that are eligible for CEs. ....  \$65 \$ \_\_\_\_\_

**TOTAL DUE: \$ \_\_\_\_\_**

**7. CANCELLATION AND REFUND POLICY**

Cancellations of APM registrations received in writing and postmarked by October 14, 2016, are refundable less a \$75 administration fee. No refunds for APM registrations will be given after October 14, 2016. Registrants who do not cancel by October 14, 2016, and fail to attend the meeting will be charged the full registration fee. Please cancel housing reservations directly with the hotel.

Refunds of any kind other than conference registration will be processed based on the original form of payment after the conference. No refunds will be given for any reason after December 6, 2016.

CSWE is not liable for cancellation fees charged by hotels, airlines, or other means of transportation. By submitting a completed registration form, you acknowledge that you have read and understand the cancellation policy.

**8. SUBSTITUTION POLICY**

Substitution of registrations is permitted prior to the APM and on-site. Only one substitution is permitted per original registrant. The individual submitting the substitution request is responsible for all financial obligations (any balance due) associated with that substitution as well as updating any contact information.

**9. PAYMENT (MUST ACCOMPANY THIS FORM)**

Please note the Council on Social Work Education reserves the right to charge the correct amount if different from the total listed.

Check [Please enclose a check payable to the Council on Social Work Education. Checks must be drawn on a U.S. bank in U.S. funds.]

MasterCard  VISA  American Express

Credit Card # \_\_\_\_\_

Expiration Date \_\_\_\_\_

Name of Cardholder \_\_\_\_\_

Signature \_\_\_\_\_

Billing Address \_\_\_\_\_



# SOCIAL RACIAL ECONOMIC JUSTICE

**JANE ADDAMS COLLEGE OF SOCIAL WORK AT THE UNIVERSITY OF ILLINOIS AT CHICAGO**

Carries the mission of Jane Addams and the Hull-House movement forward, adapting social work to the needs and realities of today's urban settings. As a premier institution for graduate study, the College is a recognized leader in social work research, education and service. Program offerings include MSW, MSW/MPH, and PhD degrees.

312.996.3218 | [socialwork.uic.edu](https://socialwork.uic.edu)

**JANE ADDAMS  
COLLEGE  
OF SOCIAL WORK**





**NYU**

**SILVER SCHOOL  
OF SOCIAL WORK**

*Silver student demonstrators in Washington Square Park (1970's)*



**A tradition of practice excellence**, dedicated to advancing social justice, locally and around the globe.

**Faculty who are leaders in their field**, with a focus on innovative and interdisciplinary interventions.



*Silver student demonstrators in front of 1 Washington Square North (2014)*

**Where research, practice, and policy prepare future social work leaders** through outstanding BS, MSW, DSW, and PhD programs.

**socialwork.nyu.edu**

New York University is an affirmative action/equal opportunity institution.

## Our Distinguished **FACULTY**

- Theresa Aiello
- Alison Aldrich
- Jeane W. Anastas
- Briana Barocas
- Stacey L. Barringer
- Alma J. Carten
- Aminda Heckman Chomanczuk
- Phil Coltoff
- Anne C. Dempsey
- Suzanne England
- Trudy B. Festinger
- Martha A. Gabriel
- Susan B. Gerbino
- Liliana Goldin
- Diane Grodney
- Vincent Guilamo-Ramos
- Wen-Jui Han
- Robert L. Hawkins
- Gary Holden
- Kimberly Hudson
- James Jaccard
- Minchao Jin
- Gerald Landsberg
- Linda Lausell Bryant
- Michael A. Lindsey
- Wenhua Lu
- Yuhwa Eva Lu
- Virgen Luce
- Siu-Ping Ma
- Jennifer Manuel
- James I. Martin
- Thomas M. Meenaghan
- Darcey Merritt
- Robin Miller
- Linda G. Mills
- Diane Mirabito
- Peggy Morton
- Michelle Munson
- Laliea Noel
- Maryellen Noonan
- Deborah K. Padgett
- Rohini Pahwa
- Dina J. Rosenfeld
- Tazuko Shibusawa
- Judith Siegel
- Sandy Speier
- Victoria Stanhope
- Shulamith Lala Straussner
- Carol Tosone
- Ellen Tuchman
- Myriam Villalobos
- Jerome C. Wakefield